

Deep South


Stock Horse

Show Association

Deep South Stock Horse Show Association Rulebook
Last revision 4/7/2017

THE DEEP SOUTH STOCK HORSE SHOW ASSOCIATION was organized in 1966 to bring together owners and those interested in horses to show and to serve as an information center for its members and the general public on matters pertaining to shows, contests and projects designed to better aid the horse show business.

The association is open to all breeds of horses, and is designed to promote better continuity in the horse shows approved by the association. It is the aim of the D.S.S.H.S.A. to have available such services to aid the show manager in the many aspects of horse shows.



GENERAL

SECTION I: MEMBERSHIP

- A. The definition of “Current Year” is as follows: The period which begins with the First General Membership Meeting of each season, and ending with the Banquet which concludes each season.
- D. All persons **MUST** have dues paid at the first general membership meeting in order to exercise voting at the meeting.
- E. **Single Membership** \$20.00 per person (if single member is a minor, guardian must sign membership form).
Family Membership \$35.00. Family membership will consist of father, mother and minor children (all minor children included in family membership must have a guardian listed on family membership). This does not include adult children or grandchildren. **(A minor child is considered 17 and under as of January 1**

SECTION II

Any member engaging in willful misconduct, causing disturbances, constant complaining, or unnecessarily aggravating directors, show producers, secretaries, other officers or committeemen, or any other type of misconduct shall be notified to appear before the Board of Directors, and if proven guilty after due process, may be fined or suspended from membership, or both. No fine is to exceed \$100.00 or be less than \$5.00.

RULES, REGULATIONS, GENERAL PROVISIONS OF THE DSSHSA

SHOW GUIDELINES

- A. All DSSHSA approved day shows will start promptly at time designated by show management. All shows will begin at 9:30 AM and Timed Events will not start earlier than 3 hours after start time of show or a maximum of 30 minutes after the last Performance Event, whichever is later.
- B. Record sheets will be issued to each approved show for convenient point tabulation. This will be returned to the association secretary for individual point records.
- C. On shows dates, no shows will be canceled before 10:00 am.
- D. Coggins tests on all horses must be made available upon request.

AGE GROUPS

- A. Ages will be counted as of January 01, and will be divided into four groups as follows:
 - 1. Peanut 7 years old and under
 - 2. Peewee 8 thru 12 years
 - 3. Junior 13 thru 17 years
 - 4. Senior 18 years and older
- B. Proof of age will be required upon request.

APPROVED EVENTS

The association will approve the following events on which points for annual awards will be kept:

- A. The following classes will each be divided into the four Age Groups (Peanut Peewee, Junior, Senior):
1. Showmanship at Halter
 2. Trail
 3. Walk-Trot
 4. Western Pleasure
 5. Western Horsemanship
 6. Western Riding (removed Reining)
 7. Stakes
 8. Quads
 9. Poles
 10. Barrels
 11. Straight-Away Barrels
 12. Arena Race

All the events mentioned will be held each show.

NOVICE RIDERS

A Novice Rider is an individual who has not yet attained a lot of skill or expertise in his/her riding abilities. It would be inappropriate for an individual giving riding lessons or receiving a fee for training to enter a Novice Class. Riders are eligible to enter Novice Classes if they have not yet accumulated 100 points by the start of the show year with DSSHSA. If you qualify to ride in the Novice class at the beginning of the year, you may finish in same regardless.

NOVICE CLASSES

- A. Novice Walk Trot, Novice Western Pleasure and Novice Barrels will be available for Novice riders only.
- B. Points earned in the Novice classes do not count towards 50 point belt buckles or accumulative points or end of day High Point or High Point Reserve award. Points earned in Novice classes will NOT carry over from year to year.
- C. Novice classes are open to all ages.
- D. If a member has earned all of their 100 points in the front end classes, but not in the backend classes, they are allowed to ride Novice for the backend classes and Vice Versa.

NOVICE HORSE

- A. Novice Horse Walk Trot and Novice Horse Western Pleasure are restricted to horses 5 years old and under.
- B. Novice Junior Horse Barrels is restricted to horses 5 years old and under.
- C. Novice Horse classes are non-pointed.

EQUIPMENT AND ATTIRE

- A. In Halter and Western Classes, it is mandatory to wear appropriate western attire, including long or short sleeved western shirt, western hat, or safety helmet, and cowboy boots. The hat must be on the rider's head when the exhibitor enters the arena. Spurs and chaps are optional.
- B. Whenever this rule book refers to Hackamore, it means the use only of a rawhide braided, leather braided, or rope bosal. It does not refer to a so-called mechanical hackamore. Absolutely no iron will be permitted under the jaws regardless of how padded or covered.
- C. Whenever this rule book refers to a Romal, it means an extension of braided material attached to closed reins. This extension is to be allowed to be carried in the free hand with 16 inch spacing between the reining hand and the free hand holding the Romal. The Romal shall not be used forward of the cinch or used to signal or cue the horse in any way. Any infraction of this rule shall be penalized severely by the Judge. Hands should be around the reins. No finger between the reins is permitted.
- D. In all Western Classes, horse will be shown in a stock saddle. Silver equipment will not count over a good working outfit. A hackamore or curb, snaffle, half-breed or space bit is permissible. Chain curbs are permissible, but must be at least one half inch in width, and must lie flat against the jaw of the horse.
- E. Optional equipment: Rope of Riata, Hobbles attached to saddle, Tapaderos.
- F. Prohibited equipment: Wire curbs regardless of how padded, any chin strap less than ½ inch wide, Martingales, nosebands, tie-downs.

JUDGES

- A. All judges must be approved by the Board of Directors before they may judge a DSSHSA show. All Judges must be dressed in appropriate show approved attire.

AWARDS/POINT SYSTEM

A. Points will be kept on all members in good standing with the association. The association will award points on five places only. The show management may give as many places as they see fit, but must have their judge pick a minimum of five places for the association's records in the event they choose to use a lesser number.

B. Points will be awarded as follows:

- | | |
|--------------------------|----------|
| 1. 1 st Place | 5 Points |
| 2. 2 nd Place | 4 Points |
| 3. 3 rd Place | 3 Points |
| 4. 4 th Place | 2 Points |
| 5. 5 th Place | 1 Point |

The association recognizes the decision the judge renders to be final in all judged events and the rules chairman's decision is final in all timed events. Awards will be made on cumulative point totals (provided an individual remains in good standing from year to year) at these intervals:

- | | |
|----------------|-----------------------------|
| A. 50 points | Belt Buckle |
| B. 200 points | Belt (Gift Certificate) |
| C. 500 points | Jacket |
| D. 750 points | Horse Blanket or Pad |
| E. 1000 points | Leggings (Gift Certificate) |
| F. 1200 points | Belt Buckle |
| G. 1500 points | Jacket |
| H. 1750 points | Horse Blanket or Pad |
| I. 2000 points | Leggings (Gift Certificate) |
| J. 2200 points | Belt Buckle |
| K. 2500 points | Jacket |
| L. 2750 points | Horse Blanket or Pad |
| M. 3000 points | Saddle |

C. After any rider reaches 3000 points s/he will start over and receive the above awards again regardless of age bracket. Top all-around awards will include 5 places in each age group.

D. Top all-around awards will include 5 places in each age group.

1. Top 5 will receive Buckles
2. Saddles will only be given at the discretion of the current Board of Directors.
3. In order to qualify for a Top 5 Award placement you must have ridden in at least 5 shows for the year.

GENERAL CONTEST RULES

- A. The DSSHSA reserves the right not to accept any member's points in any show or event where no reasonable attempt has been made to follow the rules and regulations for that event or show.
- B. Both horse and rider are limited to one appearance in each event.
- C. Ties shall be decided as follows:
In an individual event, points for the tied places will be combined and split equally to each rider. Example: there is a tie for 3rd place – there will be a 1st, 2nd, 3rd, and 5th place. 4th place is omitted. The points for 3rd and 4th place will be combined, and then split between the tied riders. This gives each rider 2 ½ points.
- D. No contestant may enter any event out of his age group.
- E. We will do our best to make sure that everyone is able to compete in the classes they choose, however we will ask that you all put forth your best effort to be entered on time. You must go through the sign up desk to enter classes.
- F. Once a contestant has entered an event they will be held liable for that entry fee, unless they or their horse are sick or injured.
- G. All tabs which are left unpaid, or for which checks are returned NSF, will result in a loss of points for that show and ineligibility for that member to participate in any DSSHSA show until said tab has been paid.
- H. Once a show begins, all points for completed classes will become official. If a show must be interrupted after it has started, the next complete show will be double pointed with double entry fees from the event in progress at the point of interruption. Any decision to suspend a show will be made by a majority of the Board of Directors present.
- I. Any Questionable rule or any situation not specifically covered by DSSHSA's approved rule book will be decided by the vote of the majority of the Board of Directors of DSSHSA which is present at that show at the time of the incident in question. (The Board will always use the AQHA Handbook as a reference.)
- J. Once the Individual class has begun, signified by the 1st pattern beginning, the entries for that class are considered closed.

JUDGED EVENTS

- A. Riders shall wear long or short sleeved western shirts (no polo shirts), western hat, and cowboy boots in judged events. Other western gear is optional with the exception of the saddle, which shall be a western type stock saddle in all events. No bareback riding will be permitted in approved events. Clothing will be worn in a neat and orderly manner (see Equipment and Attire). Contestant must wear his/her assigned number properly and in plain view.
- B. For judged events, each contestant will enter the arena and the gate will be closed before he starts his performance and will remain closed until the completion of his performance and the horse is under control.
- C. Senior age group will only be allowed to show or ride a stallion in any event.
- D. In any judged event, the judge has the right to excuse, or bring to the center of the arena, any contestant that does not have control of his horse, or that is deliberately harassing other contestants.
- E. Fees to ride each event are \$5.00 for members and \$6.00 for non-members.
- F. Exhibitions will cost the same as the class entry fee
- G. Novice classes will be \$5.00 for members and \$6.00 for non-members
- H. There will be a \$50.00 fee which will include entry for all pointed classes (for the day) in one particular age group. There will also be a \$25.00 fee which will include entry for all performance (front-end classes) or all timed events (back-end classes) in one particular age group. The only requirement other than being a member is that you must pay for your classes when you sign up. There will be no tabs for these types of entries. Novice classes, Open classes, and Exhibitions are not included in these fees.

Showmanship

SHOWMANSHIP CLASSES (ALL DIVISIONS)

- A. Personal appearance of contestant: neat, clean, well-groomed, attentive, courteous and in appropriate attire.
- B. Equipment: Western: Clean, adjusted halter to fit the horse. Fancy halters shall not be given preference over good working halters. No whips are permitted.
- C. Horse (Fitting and Grooming):
 - 1. The horse should be clean, well-groomed and fitted for its type.
 - 2. The horse's feet should be cleaned and either trimmed or properly shod.
- D. Pattern will be determined by the Judge at each Show.

TRAIL

The Trail Patterns will consist of 5 obstacles, with the gate and a back up being mandatory. The judge will choose the gates (walk, trot, and lope) between. And has the option to add a max of three additional obstacles, including a ground tie, providing there is no requirement to remount. The Judge's scoring will be based on the number of obstacles in the class. For example, if a class has 8 obstacles, the perfect score would be 90, 10 points for each obstacle and 10 points for the horse's attitude. If there were only 5 obstacles, the perfect score would be a 60.

Walk, trot, and lope must be utilized in each class. Obstacles will vary at each show. The judge will announce each contestant's score after completion of the pattern.

WALK TROT

The performance and conformation of the horse will be judged. Horses are to be shown at a walk and jog on a reasonable loose rein. Horses must work both ways of the ring and are required to back easily and stand quietly. Judge may ask for additional work of the same nature from any horse. He is not to ask for work other than that listed above.

Rider shall not be required to dismount except in the event the judge wishes to check equipment.

WESTERN PLEASURE

Deep South Stock Horse Show Association Rulebook
Last revision 4/7/2017

The performance and conformation of the horse will be judged. Horses are to be shown at a walk, trot, and lope on a reasonable loose rein. Entries will be penalized for excessive speed or being on wrong leads.

Horses must work both ways of the ring at all three gaits to demonstrate their ability with different leads. Horses shall not be asked to extend the lope, but at the discrimination of the judge, they may be asked to extend the walk or trot. Horses are required to back easily and stand quietly.

Judge may ask for additional work of the same nature from any horse. He is not to ask for work other than that listed above.

Rider shall not be required to dismount except in the event the judge wishes to check equipment.

A good pleasure horse has a stride of reasonable length in keeping with his confirmation. He has enough cushion to his pastern to give the rider a pleasant, smooth ride. He carries his head in a natural position, not high and over flexed at the poll, or low with the nose out. The horse should be relaxed but alert and ready to respond to the rider's commands without excessive cueing. When asked to extend the jog, he moves out with the same smooth way of going. Reins shall be held in one hand during the performance. One finger between reins is permitted.

Faults to be scored accordingly, but not necessarily cause for disqualification:

- A. Changing hands on the reins
- B. Two hands on reins
- C. More than one finger between reins
- D. Being on wrong lead
- E. Excessive speed at any gait
- F. Excessive slowness at any gait
- G. Breaking gait
- H. Failure to take the called for gait when called
- I. Touching horse or saddle with free hand
- J. Head carried too low or too high
- K. Nosing out or flexing behind the vertical
- L. Opening mouth excessively
- M. Stumbling or falling
- N. Use of spurs or romal forward of cinch

HORSEMANSHIP

Deep South Stock Horse Show Association Rulebook
Last revision 4/7/2017

Rider will be judged on seat, hands, ability to control and show horse. Results as shown by performance of the horse are not to be considered more important than the method used by the rider in obtaining them. Consideration shall be given as to the size of the rider.

Clothing must be clean, workmanlike, and neat. The saddle must fit the rider. It may be slick or swelled fork, having a high or low cantle, but must definitely be sized to the rider.

The judge will ask each rider to work individually. These individual works will be any of the maneuvers the judge feels are necessary to determine the horsemanship ability of the rider.

It is mandatory that the judge post the patterns/he will ask for at least one hour prior to the commencing of the class.

Failure to complete the pattern will not be a disqualification but shall be scored accordingly.

The judge will use these individual works to determine the top riders he will call back for rail work. Those selected riders will be required to work on the rail one way only.

The horsemanship class is to determine the riding ability of the rider and the judge will bear this in mind at all times.

Both hands and arms shall be held in a relaxed easy manner with the upper arms to be in a straight line with body, with one holding the reins bent at elbow. When using a romal, the rider's off hand shall be around the romal with at least 16 inches of slack.

Some movement of the arms is permissible, but excessive pumping will be penalized. One finger between reins is permitted when using split reins but not with romal. Reins are to be carried immediately above or slightly in front of the saddle horn. Only one hand is to be used for reining and the hand shall not be changed. Reins should be carried so as to have light contact with the horse's mouth and at no time shall reins be carried more than a slight hand movement from the horse's mouth.

Rider should sit in saddle with legs hanging straight and slightly forward to stirrups. The stirrup should be just short enough to allow heels to be lower than toes. Body should always appear comfortable, relaxed, and flexible. Feet may be placed home in the stirrup with boot heel touching the stirrup or may be placed less deep in the stirrup. Riding with only toes in stirrup will be penalized.

Rider should sit to trot and not post. At the lope, he should be close to saddle. All movements of horse should be governed by the use of imperceptible aids. Exaggerated shifting of the rider's weight is not desirable. Moving of the lower legs of riders who are

short shall not be penalized.

Peanut and Peewee riders will not be required to mount or dismount.

WESTERN RIDING

Western Riding is neither a stunt nor a race, but is done with reasonable speed. It is a competition in the performance of a sensible, well mannered, free and easy moving ranch horse which can get its rider around on the usual ranch chores, over the trails, or give a quiet, comfortable and pleasant ride in open country through and over obstacles.

The contesting horses will be judged on riding qualities of gaits (walk, trot, and lope), change of leads, and response to the rider, manners, disposition, and intelligence. It is important that the horse correctly change leads at the lope while riding the pattern. Lead changes should be made as near the halfway point between markers as practicable.

The exhibitor will proceed on the routine as indicated by the pattern. On completion, s/he will ride to the center of the pattern and back the horse as indicated by judge. The judge may require an exhibitor to repeat or reverse any part of the routine.

Only one hand may be used on reins and hands must not be changed. One finger between reins is permitted.

While horse is in motion, rider's free hand shall be clear of horse and saddle.

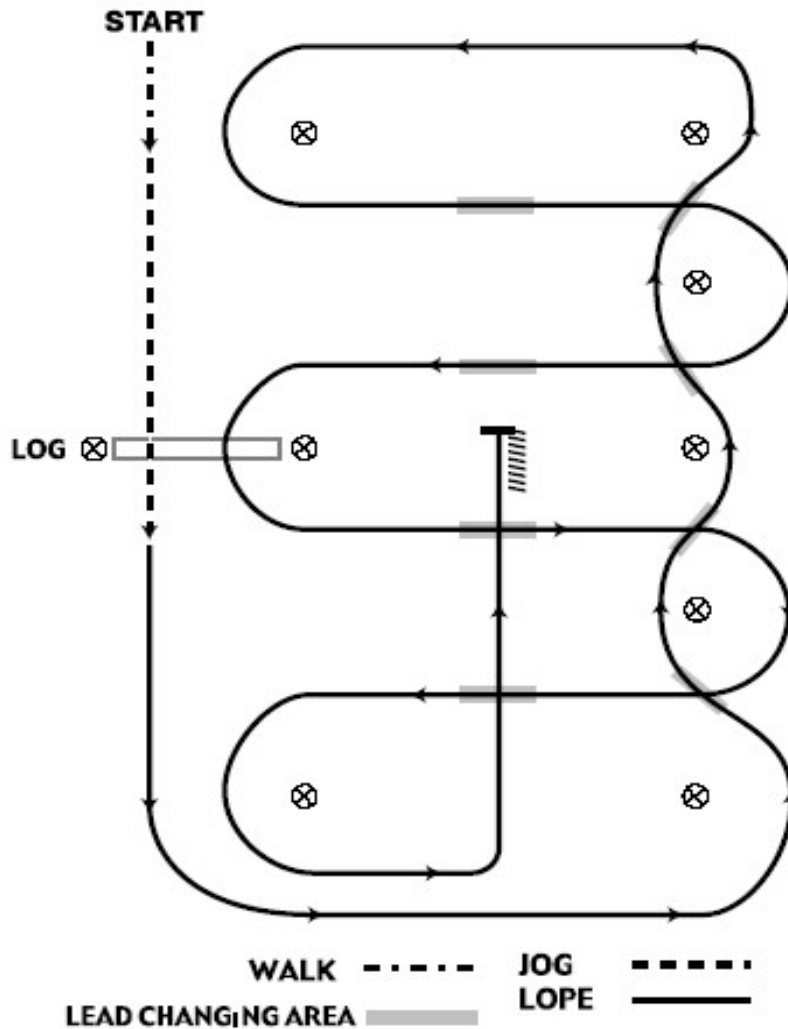
Spurs or romal shall not be used forward of the cinch.

Judge will announce each contestant's score after s/he has completed their ride.

Scoring will be on a basis of 0-100 with 70 denoting an average performance. All horses in Western Riding will be scored accordingly, unless off course, or overturning a marker. Breaking gate is not considered off course.

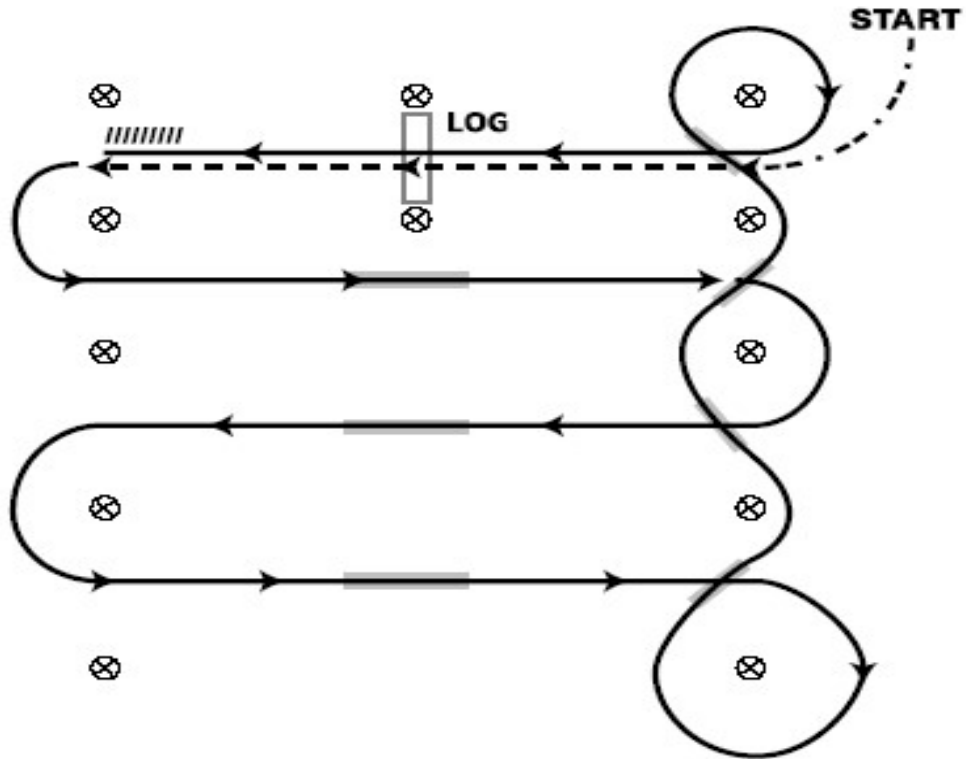
The following patterns and routines are prescribed. It is essential judge and exhibitors adhere to them.

WESTERN RIDING PATTERN I



1. Walk at least 15' & jog over log
2. Transition to left lead & lope around end
3. First line change
4. Second line change
5. Third line change
6. Fourth line change lope around the end of arena
7. First crossing change
8. Second crossing change
9. Lope over log
10. Third crossing change
11. Fourth crossing change
12. Lope up the center, stop & back

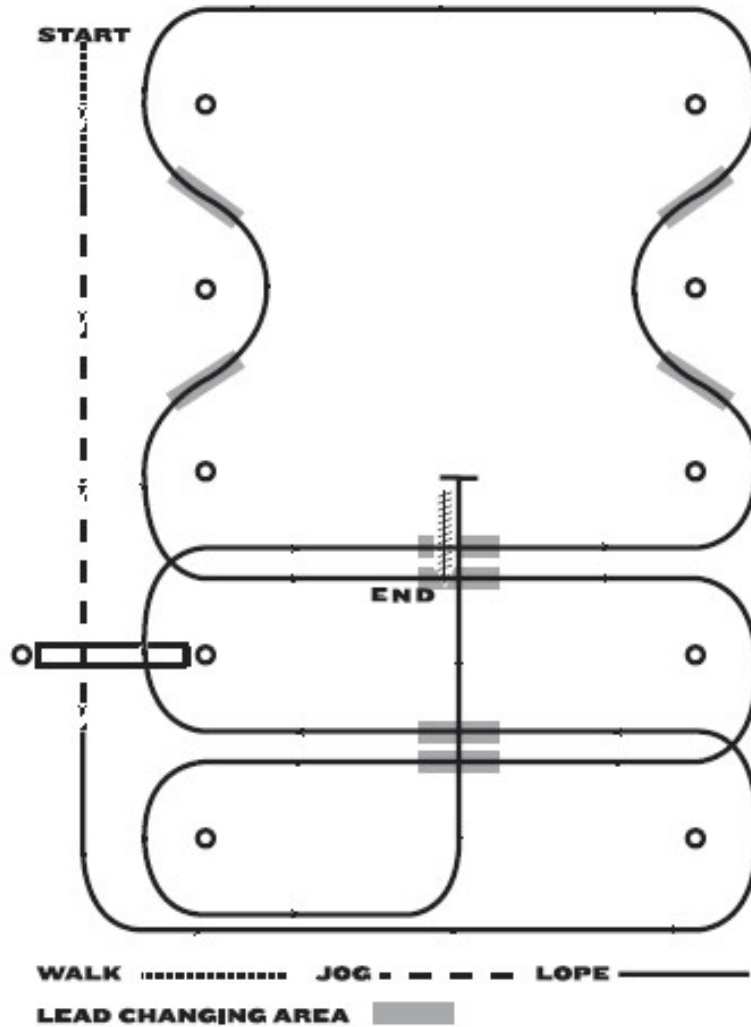
WESTERN RIDING PATTERN II



WALK - - - - - **JOG**
LEAD CHANGING AREA  **LOPE** 

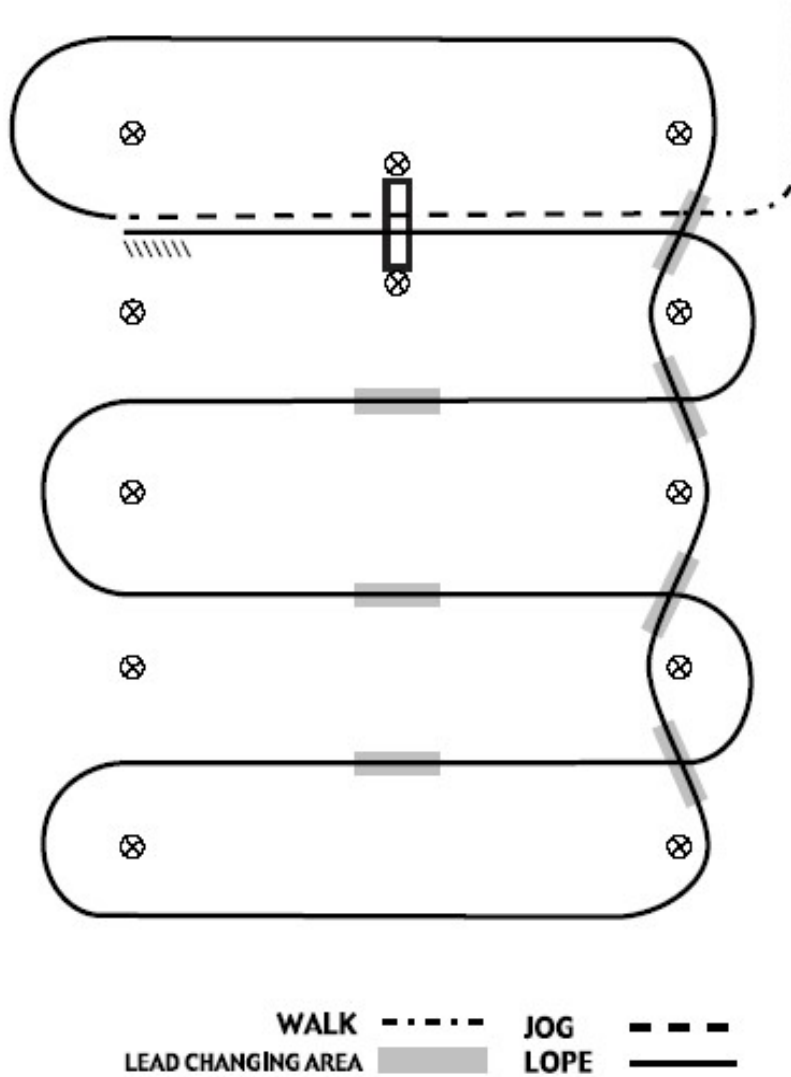
1. Walk, transition to jog, jog over log
2. Transition to left
3. First crossing change
4. Second crossing change
5. Third crossing change
6. Circle & first line change
7. Second line change
8. Third line change
9. Fourth line change & circle
10. Lope over log
11. Lope, stop & back

WESTERN RIDING PATTERN III



1. Walk halfway between markers, transition to jog, jog over log
2. Transition to left
3. First crossing change
4. Lope over log
5. Second crossing change
6. First line change
7. Second Line change
8. Third line change
9. Fourth line change
10. Third crossing change
11. Fourth crossing change
12. Lope up the center, stop & back

WESTERN RIDING PATTERN IV



1. Walk, transition to jog, jog over log.
2. Transition to right.
3. First line change.
4. Second line change.
5. Third line change.
6. Fourth line change.
7. First crossing change.
8. Second crossing change.
9. Third crossing change.
10. Lope over log.
11. Lope, Stop & back.

TIMED EVENTS

- A. In all timed events, a pattern will be considered exact as long as the basic pattern in the rule book is completed with no extra circles or loops. An extra loop occurs if a competitor turns such that s/he crosses his/her path when this is not called for by the pattern.
- B. In timed events, an electronic timer will be used, except in the event of malfunction of the timers, two stop watches will be used on the entire class at the time of the malfunction. This is to prevent the cancellation of a show due to the malfunction of our timers.
- C. Contestants must qualify on first run in order receive points. In the event of a timer malfunction, a rider will be given a re-ride; however, they will carry over any penalties they received in the first run.
- D. No re-rides will be allowed because of faulty equipment.
- E. Touching an obstacle with hands, or any part of the body, is not grounds for disqualification in all timed events.
- F. For timed events, each contestant may enter the arena at full speed to start the event. The gate will then be closed until the rider has completed the performance and has complete control of his horse before reopening the gate. No horse shall run from a cattle chute.
- G. Pattern may be adjusted if arena conditions warrant it. Rules Chairman and/or Liaison (or by decision of Board of directors that are present.) shall make this decision.
- H. Attire must be appropriate, must have long pants, boots, **shoulders must be covered, no spaghetti straps, therefore no less than a T-shirt must be worn.**
- I. **Any exhibitor 18 years of age or under may use a rubberband per foot (maximum width of ¼ inch) during competition, but may not be tied, buckled or fastened by any other means during competition.**

QUADRANGLE STAKE RACE

Contestant is permitted a running start. Time begins when the horse's nose crosses the starting line (between center markers). Contestant goes to the left pole, makes left turn, goes straight across the arena to the next pole and makes another left turn. He then passes back through the center markers going to the pole to his right, makes a right turn, goes straight across the arena to the next pole and makes another right turn. He then goes back through the center poles where time stops.

Pattern may be started with either left or right turns, but contestant must make two consecutive left or right turns, go through the center markers the other end and make two consecutive right or left turns and go back through the center markers.

Contestant shall be penalized five seconds for each pole which is knocked down.

Failure to follow the exact course will result in disqualification.

Touching the pole with the hand is not a disqualification.

The start-finish line is twenty feet wide and marked by two upright markers which shall be placed ten feet on each side of the center line and short enough so as to not interfere with the timer. Short pylons or cones are recommended. The poles shall be approximately 54 feet from the timer line and 18 feet from the side fences.

POLE BENDING

The contestant is allowed a running start. Timing shall begin as soon as the horse's nose crosses the starting line and shall be stopped when the horse's nose crosses the finish line.

The pole bending pattern is to be run around six poles. Each pole is to be twenty-one feet apart, and the first pole is to be twenty-one feet from the starting line. Poles shall be set on top of the ground, be six feet in height, and with no base more than 14 inches in diameter.

A horse may start either to the right or to the left of the first pole and then run the remainder of the pattern accordingly.

Contestant will be penalized five seconds for each pole which is knocked down.

Failure to follow the exact course shall result in disqualification.

Crossing the starting line before completing the pattern shall cause disqualification.

Touching a pole with your hand is not a disqualification.

STAKE RACE

Timing shall begin as soon as the horse's nose reaches the starting line and will be stopped when the horse's nose passes over the finish line.

The contestant is allowed a running start and may begin his run from either the left or right side of the first pole. Start by crossing the center line between the upright markers, turn around the second pole, cross over the center line again between the markers, the around the first pole and run back across the finish line.

The start and finish line is twenty feet wide and marked by two upright markers which shall be placed ten feet on each side of the center line and short enough so as to not interfere with the timer if one is used. Short pylons or cones are recommended. The first

and second poles marking the center line are each forty feet from the start and finish line, making them a total of eighty feet apart.

Failure of a contestant to cross the start and finish line between the markers shall result in no time.

Failure of contestant to cross over the center line between the markers before turning the second pole and cross back over the center line after turning the second pole, shall result in no time.

If an upright marker is knocked down, it shall result in no time.

BARREL RACING

The cloverleaf pattern shall be used. The course must be measured exactly. If the course is too large for the available space, then the pattern should be reduced by five yards at a time until the pattern fits the arena. Remember to leave adequate space between barrels and fence. The distance from barrel number 3 and the finish line need not be reduced by five yards if there is sufficient room for the horse to stop.

The first and second barrels shall be twenty-four feet off the timer line and eighteen feet off the side fences. The third barrel shall be at least thirty feet off the end fence. Pattern may be adjusted if arena conditions warrant it.

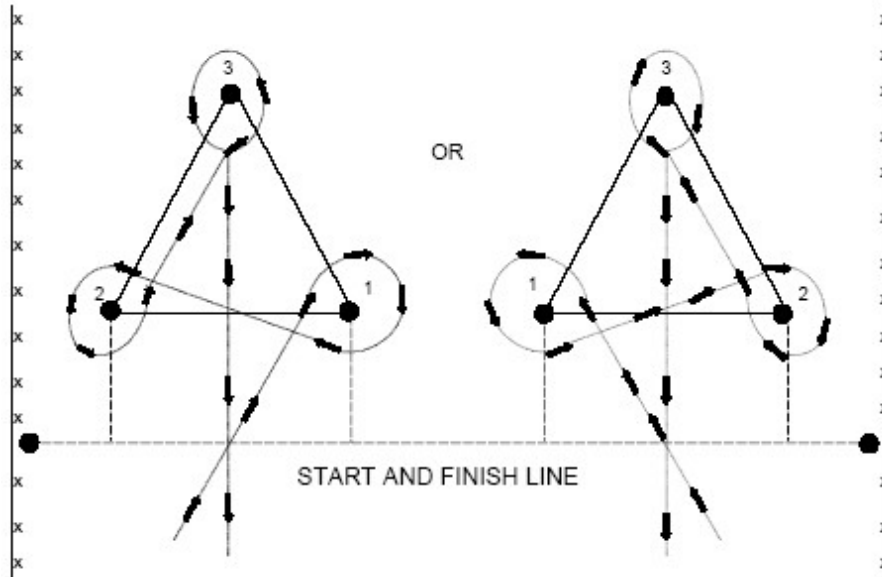
The contestant is allowed a running start. The time begins when the horse's nose crosses the starting line and stops when the horse's nose crosses the finish line.

The contestant will run to barrel #1, pass to the left of it, and complete an approximate 360 degree turn around it. Contestant will proceed to barrel #2, pass to the right of it and complete a slightly more than 360 degree turn around it. Contestant will continue to barrel #3, pass to the right of it and do another approximate 360 degree turn around it, springing to the finish line, passing between barrels 1 and 2. Pattern may also be run starting with left barrel first.

For each barrel knocked over, there will be a five second penalty. Failure to follow the exact course shall result in disqualification.

Contestant may touch the barrel with his/her hand in barrel racing.

Crossing the starting line before completing the pattern shall result in disqualification.



STRAIGHT AWAY BARREL RACE

The contestant is allowed a running start. The time begins when the horse's nose crosses the starting line and stops when the horse's nose crosses the finish line.

The first barrel may be ridden by on either the right or the left. If the first barrel is to the left, the rider must go right to the middle barrel, then left and around the end barrel, then right to the middle barrel, and the left on the starting barrel. A figure eight must be completed.

The first barrel shall be 24 feet off the timer line. The three barrels shall be approximately 45 feet apart in a straight line. Pattern may be adjusted if arena conditions warrant it.

Contestant shall be penalized five second for each barrel which is knocked down.

Failure to follow the exact course shall result in disqualification.

ARENA RACE

The arena race will be a timed event. One barrel will be placed approximately 150 feet from the starting line. The contestant will be allowed a running start and will race around the barrel to the finish line.

Pattern may be adjusted if arena conditions warrant it.

The barrel may be turned either to the right or left.

Knocking over the barrel is not a disqualification, but will result in a five second penalty.